

Port of Vancouver USA
Board of Commissioners Meeting

MAY 28, 2024



Open Forum

To provide virtual oral comment during the board meeting, you must register no later than 12:00 p.m. Monday, MAY 27, 2024, by emailing povcommissioners@portvanusa.com



Action Items



Action Item E-1

Approve Second Amendment to Lease between the Port of Vancouver USA and Wickum Weld, Inc.



COMMERCIAL TEAM LEASE PROCESS

Staff reviews business opportunity including deal points, finances and site evaluation

Leadership review and approval of business opportunity

Lease deal points negotiation with tenant

Lease document negotiation

Tenant signs final lease documents

Final approval and signatures

Implement lease, tracking, accounting and files





Action Item E-2

Approve Contract Amendment to KPFF Inc.
Professional Services Agreement #9051 for the
Engineering Design & Permitting Services for the
Demolition and Replacement of the Terminal 1 Dock
Structure





Unfinished Business



New Business



CEO Report



Commissioners Reports



Upcoming Events

Next Commission Meeting

- Regular Commission Meeting – Tuesday, June 11, 9:30 a.m.

Community Events

- Neighborhood convenings with city's Office of Neighborhoods - central Vancouver neighborhoods meetup on Wednesday, May 29, 6:30 p.m. – 8:00 p.m. at ESD 112 (2500 NE 65th Ave.) Sharing of neighborhood updates, city projects and programs. Free; register at tinyurl.com/springconveningcentral. West Vancouver neighborhoods meet June 4; east neighborhoods on June 11
- Lemonade Day & Junior Market at Vancouver Farmers Market - Saturday, June 1, 9:00 am – 3:00 p.m. More than 100 booths run by kids 6-16 years old. Come shop and support future CEOs
- Wander Clark County Walking Tours: Old City Cemetery with the Clark Co. Historical Museum, Saturday, June 29. Cost is \$8 and register at cchmuseum.org/wandercc
- First Friday Art Walk organized by Vancouver's Downtown Association, Friday, June 7, 5:00 p.m. – 9:00 p.m. Free event offers art, culture, food, drink and music in downtown Vancouver. Map of participating businesses and galleries at www.vdausa.org



Communicating with the Commission

- Share your thoughts during Open Forum, the public comment period for all regularly scheduled commission meetings.
- Email the commissioners at povcommissioners@portvanusa.com
- Speak to the commissioners by calling the port office at 360-693-3611 for specific contact information.
- Mail your comments to:
POV Board of Commissioners
3103 NW Lower River Road, Vancouver, WA 98660
- For more information, visit the port's website: www.portvanusa.com



Port of Vancouver USA

3103 NW Lower River Road

Vancouver, WA 98660

info@portvanusa.com

360-693-3611



Workshop

2023 SUSTAINABILITY REPORT



Port of Vancouver USA

2023 Sustainability Report

MAY 28, 2024



MARY MATTIX, DIRECTOR OF ENVIRONMENTAL SERVICES

POV Sustainability

HISTORY

2008

- Formed committee
- Performed training
- Incorporated sustainability

2009 - Present

- Set annual goals/targets
- Measure success
- Report results



Organization-Wide Effort

POV 'WE CAN!' SUSTAINABILITY TEAM

- **Contracts** – Dawn Egbert
- **Administration** – Betsy Rogers
- **Environmental** – Mary Mattix/Della Graham
- **Engineering/Project Delivery** – Monty Edberg
- **Human Resources** – Jonathan Eder
- **IT/LAN** – Leonard York
- **Operations** – Todd Krout
- **Sales & Marketing** – Zack Merrill
- **Finance** – Shawna Wilson
- **External Affairs** – Julie Rawls
- **Safety** – Scott Ouchi
- **Facilities** – Casey O'Dell
- **Security** – Richard Troudt
- **Terminal Ops** – Ron Gill
- **Economic Development** – Jim Hagar



Sustainability Planning

BENEFITS

- Focus energies, resources
- Meet/beat regulatory requirements
- Improve operational efficiency, reduce operating cost/footprint
- Increase profitability, resiliency
- Improve brand value
- Meet stakeholder expectations
- Increase employee retention, recruitment, safety
- Track efforts and progress



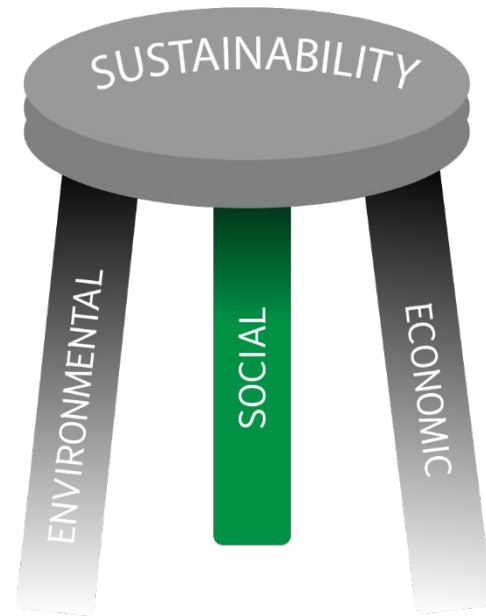
Sustainability Goals

ACCOMPLISHMENTS

- **2023**
 - Year-End Targets = 65
 - Rate of Achievement = 92%
- **2009-2023**
 - Year-End Targets = 1,024
 - Rate of Achievement = 90%



PEOPLE: Social Sustainability Goals



PEOPLE: Social Sustainability Goals

OUTREACH AND ENGAGEMENT




PEOPLE: Social Equity Goals

PARTNERSHIPS AND EVENTS




PEOPLE: Social Equity Goals

SAFETY & EMPLOYMENT



PROFIT: Economic Goals





PROFIT: Economic Goals

FINANCIAL PRACTICES & EFFICIENCIES



PROFIT: Economic Goals

DIVERSIFIED REVENUE & FUTURE PLANNING

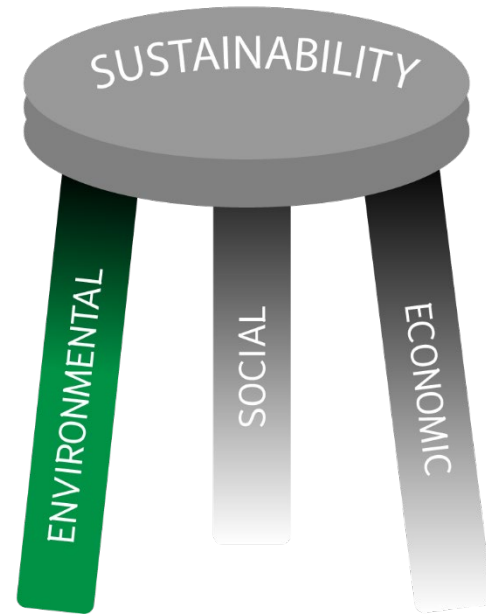


PROFIT: Economic Goals

TENANT SUPPORT & TRANSPORTATION



PLANET: Environmental Goals



PLANET: Environmental Goals

NATURAL RESOURCES & PARTNERSHIPS




PLANET: Environmental Goals

WATER QUALITY




PLANET: Environmental Goals

CLIMATE ACTION




PLANET: Environmental Goals

CLIMATE ACTION



PLANET: Environmental Goals

CLIMATE ACTION

Port of Vancouver USAMARINE INDUSTRIAL ENVIRONMENTAL COMMUNITY KEY PROJECTS COMMISSION ABOUT

CLIMATE ACTION PLAN

The Port of Vancouver USA is dedicated to the health of the economy, our community and the environment. For over 15 years, we have been working on sustainability initiatives through our [WE CAN! Sustainability Program](#). We are always looking for ways to improve and do more.


Under the direction of the Port Commissioners and following a robust stakeholder engagement process, the port finalized a Climate Action Plan as a key strategy in our [2018 Strategic Plan](#) to achieve the port's environmental goals. This Climate Action Plan provides the Commissioners and port staff with a menu of different actions that the port will take over the coming years to reduce greenhouse gas (GHG) emissions and ultimately achieve carbon neutrality by 2050. Thank you to everyone who provided feedback, shared ideas and supported us through this process.

Emissions Reduction Progress

As of 2022, the port has made substantial progress towards its climate action commitments. Since finalizing the Climate Action Plan, the port has implemented several measures to reduce emissions, as summarized below.

Measuring GHG Emissions

There are three standardized ways of measuring GHG emissions:

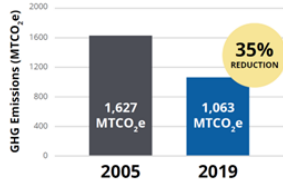


Charging stations at our main office support electric vehicle use, including our electric/hybrid vehicle

WE ARE MAKING STEADY PROGRESS TOWARDS OUR 2030 REDUCTION TARGET.

As of 2019, the port has reduced Scope 1 and Scope 2 emissions by **564 MTCO₂e per year**, which is approximately 35% from our 2005 baseline. This reduction is equivalent to GHG emissions from 122 gasoline-powered passenger vehicles driven for one year.

Port of Vancouver Total Scope 1 and 2 Annual Emissions



Year	GHG Emissions (MTCO ₂ e)
2005	1,627
2019	1,063

CLIMATE ACTION PLAN GOALS AND TARGETS

The 2021 CAP established the following reduction targets for port Scope 1 and Scope 2 sources of GHG emissions:

<https://www.portvanusa.com/environmental-services/climate-action-plan/>



2024 Sustainability

GOALS

- *PEOPLE*
 - Foster positive and productive relationships with stakeholders
 - Sustain a productive and vital workforce
- *PLANET*
 - Minimize environmental impacts
 - Encourage a healthy climate and clean air
- *PROFIT*
 - Diversify revenue sources
 - Maximize operational profitability



Sustainability Reports

SUSTAINABILITY REPORTS LOCATED ON THE PORT'S WEBSITE:

WWW.PORTVANUSA.COM/ABOUT/SUSTAINABILITY



Thank You!

